

DocuPrint 4405 d / 3505 d

Your partner: tough, reliable, compact and professional



Compact & dependable, perfect for handling demanding jobs

Caters to your needs for shared printing at offices and also for distributed printing from mission-critical systems, powerfully and speedily.



Image shows DocuPrint 4405 d.

DocuPrint 4405 d  45 ppm

DocuPrint 3505 d  38 ppm


- 2-line Liquid Crystal Display (LCD)
- USB, Ethernet, Wi-Fi connectivity



Compact & Quiet

Compact and durable

This light-weight machine is capable of A3 monochrome printing. Compact and low-profile, yet capable of printing high volume with the engine offering high performance and high durability.

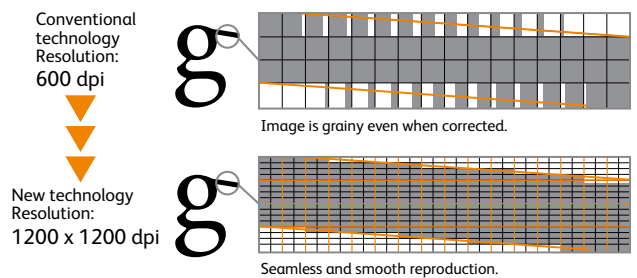


High Print Quality

Achieves 1200 dpi high resolution output

To realise compactness and high image quality, LED printhead is equipped with high-performance light emitting device. Newly developed self-scanning light emitting device, CCSLED*, achieves high resolution output at 1200 x 1200 dpi with consistent light volume, realizing compactness and power-saving capability at the same time.

* Current confinement Self-Scanning Light Emitting Device.



Whisper-quiet operation

This machine is designed to run extremely quietly. Optimized fan operation and improved paper path design realized the low noise level.

Super EA-Eco Toner

Industry-best miniscule particle “Super EA-Eco Toner” delivers high-quality, high-resolution print output to users. Seeing is believing: even the smallest letters are clear & sharp, fine lines always crisp. Also, the machine is capable of printing half-tones smoothly and seamlessly.

High performance

Supports a wide range of paper types

This versatile machine enables printing on a wide range of paper, envelopes, and cards of various sizes and thicknesses (60 to 220 gsm). Be it thin, standard paper through to recycled or heavier paper, no problem, the choice is yours. The standard tray, optional 250/550 Sheet Feeder, and optional Face Up Tray* provide this flexibility. No more worries about the type of paper you use.

Note: It is recommended that users verify in advance if the machine can handle certain items that use special paper stock (such as preprinted documents, shipping slips, open style postcards).

* Enables stable printing on special paper stock (such as heavier papers and envelopes) with straight paper path.



Massive capacity: Maximum 2300 sheets*

- 1 Bypass Tray (100 Sheets)
- 2 Standard Tray (550 Sheets*)
- 3 550 Sheet Feeder (optional)
- 4 550 Sheet Feeder (optional)
- 5 550 Sheet Feeder (optional)

Note: Paper feeding capacity is based on 64 gsm paper.

* On DocuPrint 4405 d. Standard Tray capacity for DocuPrint 3505 d is 250 sheets and enables a maximum paper feeding capacity of 2000 sheets.



High durability: 1800000* pages

Caters effectively to printing needs as a central machine shared at offices, and also capable of printing high volume documents from mission-critical systems.

* The machine life on DocuPrint 4405 d / 3505 d. When printing the same document (A4 LEF) continuously and replacing the regularly-replaced parts properly.

Connectivity

Easy to print by just using your smart phone

Wired LAN environments and wireless LAN environments* can be utilized simultaneously. Even when guests or private mobile devices cannot access the in-house intranet, printing is possible by accessing Wi-Fi network.

* Optional Wireless LAN Kit is required for Wi-Fi / Wi-Fi Direct connection.



User-friendly "Print Utility*" application

Fuji Xerox Print Utility enables users to print documents stored on mobile devices. Perfect for fast-moving mobile workers who need to print out something while on the move or visiting your office. Convenient access to printing is at your fingertips when needed. The machine also supports AirPrint, Google Cloud Print, and Mopria Print Service.

* Free application provided by Fuji Xerox.

Print Utility for iOS can be downloaded from the App Store free of charge.

Print Utility for Android can be downloaded from Google Play free of charge.



Security

Reduce risk of hard-copy leaks

For higher security, Private Charge Print is possible with these machines to facilitate confidential and controlled handling of sensitive hard-copy material. Also with the optional Authentication Adapter with Touch Panel, the printing job menu is displayed only after IC card authentication* takes place. The touch panel also allows users to simply & efficiently select or cancel print jobs, or change the number of copies at will.

Enhanced security and peace of mind.

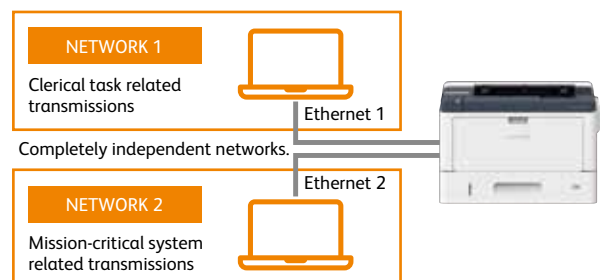
* Optional Authentication Adapter with Touch Panel and HDD Extension Kit are required. Users can be authenticated by using the touch panel as well as the IC card reader.



Great connectivity: Dual network capability*

Linking the printer to two Ethernet networks simultaneously is now achievable. Printing can be done from either one of two completely independent networks. Multiple users can use the same printer but, networks can be kept separate. Great if you want to use one printer across two networks but, still want to keep networks discrete from each other for confidentiality or other reasons.

* Optional Secondary Ethernet Kit is required.



DocuPrint 4405 d / 3505 d Functions & Specifications

Basic Function / Main Unit

Item	DocuPrint 4405 d	DocuPrint 3505 d
Printing Method	LED Xerography ¹	
Warm-up Time	19 seconds or less if the main power is on (23 degrees Celsius room temperature). 16 seconds or less from Sleep mode.	19 seconds or less if the main power is on (23 degrees Celsius room temperature). 16 seconds or less from Sleep mode.
Continuous Print Speed ²	Simplex	A4 LEF: 45 ppm A3: 25.7 ppm
	Duplex	A4 LEF: 31.5 ppm A3: 15.4 ppm
First Print Output Time ³	6.0 seconds (A4 LEF)	
Printing Resolution	Standard	[PCL Driver] Standard: 600 x 600 dpi, High Quality: 1200 x 1200 dpi [Adobe® PostScript® 3™ Driver] High Speed (Standard): 600 x 600 dpi, High Resolution: 1200 x 1200 dpi
	Standard Tray	A3, B4, A4, B5, A5, B6, A6, Legal, Letter, 11 x 17", 7.25 x 10.5" (184 x 267 mm), 8.5 x 13" (216 x 330 mm), Postcard (100 x 148 mm) Custom Paper (Width: 75 to 297 mm, Length: 148 to 432 mm)
Paper Size ⁴	Bypass Tray	A3, B4, A4, B5, A5, B6, A6, Legal, Letter, 11 x 17", 5.5 x 8.5" (140 x 216 mm), 7.25 x 10.5" (184 x 267 mm), 8.5 x 13" (216 x 330 mm), Postcard (100 x 148 mm) Custom Paper (Width: 70 to 297 mm, Length: 98 to 508 mm, Width 210 x Length 900 mm, Width 297 x Length 900 mm, Width 297 x Length 1200 mm)
	Optional Tray	250 Sheet Feeder / 550 Sheet Feeder: A3, B4, A4, B5, A5, B6, A6, Legal, Letter, 11 x 17", 7.25 x 10.5" (184 x 267 mm), 8.5 x 13" (216 x 330 mm), Postcard (100 x 148 mm) Custom Paper (Width: 75 to 297 mm, Length: 148 to 432 mm)
	2 Sided Printing	A3, B4, A4, B5, A5, B6, A6, Legal, Letter, 11 x 17", 7.25 x 10.5" (184 x 267 mm), 8.5 x 13" (216 x 330 mm) Custom Paper (Width: 100 to 297 mm, Length: 148 to 432 mm)
	Standard Tray	60 to 220 gsm
Paper Weight ⁴	Bypass Tray	60 to 220 gsm
	Optional Tray	250 Sheet Feeder: 60 to 220 gsm 550 Sheet Feeder: 60 to 220 gsm
	2 Sided Printing	60 to 163 gsm
	Standard Tray	Standard Tray: 550 sheets Bypass Tray: 100 sheets
Paper Tray Capacity ⁵	Optional	250 Sheet Feeder: 250 sheets 550 Sheet Feeder: 550 sheets
	Max	2300 sheets [Standard + 550 Sheet Feeder x 3]
	Standard	250 sheets (Face-down)
Output Tray Capacity ⁵	Standard	250 sheets (Face-down)
CPU	ARM 1100 MHz	
Memory capacity	2 GB (Max: 2 GB)	
Hard disk	Optional: 44 GB ⁶	
Page Description Language	Standard PCL5, PCL6, Adobe® PostScript® 3™	

Notes

- To comply with paper weight specifications, it is recommended to use Fuji Xerox recommended paper. Document may not be printed correctly depending on usage conditions.
- Functional spare parts will be available for at least 7 years after the product is no longer manufactured.

All product names and company names mentioned in this brochure are trademarks or registered trademarks of their respective companies. The product specifications, appearance and other details in this brochure are subject to change without notice for improvements. The available model varies depending on the country/region. Please ask the sales representatives for details.

Reproduction Prohibitions Please note that reproduction of the following is prohibited by law: Domestic and foreign currencies, government-issued securities, and national bonds and local bond certificates. Unused postage stamps, post cards, etc. Certificate stamps stipulated by law. Reproducing works forming the subject matter of copyright (literary works, musical works, paintings, engravings, maps, cinematographic works, drawings, photographic works, etc.) is not permitted unless the reproduction is for the purpose of personal use, family use or other similar uses within a limited circle.

For Your Safety
Before using the product, read the Instruction Manual carefully for proper use. Use the product with the power source and voltage specified. Be sure to establish ground connection. Otherwise, electronic shock may result in the case of a failure or short circuit.

Item	DocuPrint 4405 d	DocuPrint 3505 d
Supported Operating System ⁷	Standard (PCL Driver)	Windows 10 (32bit/64bit) Windows 7 (32bit/64bit) Windows Server 2016 (64bit) Windows Server 2012 (64bit) Windows Server 2008 (32bit/64bit)
	Standard (Mac OS X Driver)	Windows 8.1 (32bit/64bit) Windows Server 2019 (64bit) Windows Server 2012 R2 (64bit) Windows Server 2008 R2 (64bit)
	Standard (Adobe® PostScript® 3™ Driver)	Windows 10 (32bit/64bit) Windows 7 (32bit/64bit) Windows Server 2016 (64bit) Windows Server 2012 (64bit) Windows Server 2008 (32bit/64bit) macOS 10.14/10.13/10.12, OS X 10.11/10.10/10.9
Interface	Standard	Ethernet 1000BASE-T / 100BASE-TX / 10BASE-T, USB3.0
	Optional	Ethernet 1000BASE-T / 100BASE-TX / 10BASE-T, IEEE 802.11a/b/g/n
Network Protocol	TCP/IP (IPv4/IPv6, lpd, Port9100, IPP, ThinPrint, WSD ⁸)	
Power Supply	AC220-240 V +/- 10 %, 10 A, 50/60 Hz common	
Operating Noise ^{9,10}	In operation	7.31 B, 53 dB (A) ¹¹
	Max	1440 W
Maximum Power Consumption ¹²	Sleep Mode	0.9 W ¹³
	Average	Ready Mode: 73 W In operation: 618 W
Dimensions	Standard	W 499.4 x D 388.0 x H 320.0
	Optional	W 499.4 x D 388.0 x H 262.6 mm ¹⁴
Weight	Standard	20.2 kg (Including consumables) 18.2 kg (Excluding consumables)
	Optional	18.6 kg (Including consumables) 16.6 kg (Excluding consumables)

*1: LED + Xerographic. *2: When Continuously Printing Original. Continuous printing speed may be reduced depending on output conditions of data and other such criteria. *3: When feeding from feeder tray of machine. Numeric value varies depending on output environment. *4: Please use the recommended paper. Depending on paper type (quality, size, etc.), printing may be inaccurate. Please conduct paper feed checks in advance, especially when using custom paper sizes. Do not use inkjet paper. Printing errors or reduction in quality may occur when printing on the back of used paper or paper already used for printing, or when using the printer in a dry, cold, or hot and humid environment. *5: 64 gsm paper. *6: The Storage Hard disk capacity is not totally available for customers. *7: Please refer to our official website for the latest supported OS. *8: WSD stands for Web Services on Devices. *9: Measured in accordance to ISO7779. Unit B: Sound Power Level LWAd, Unit dB: Radiated Sound Pressure Level LpAm (bystander position). *10: Main Unit Only. *11: 50 dB (A) in quiet mode. *12: Maximum power consumption at full configuration. *13: At standard configuration. *14: When using A4 size. When using A3 size, the depth is 517.8 mm.

Consumables

DRUM Cartridge ¹	CT351168	Approx. 40000 pages
Toner Cartridge Standard Capacity ²	CT203094	Approx. 10000 pages
Toner Cartridge High Capacity ²	CT203095	Approx. 15000 pages
Toner Cartridge ²	CT203098	Approx. 15000 pages

*1: The number of printable pages is a reference value derived from the average of 4 sheets printed in A4 LEF, 1 sided in one setting, under continuous printing usage conditions. (DocuPrint 4405 d, DocuPrint 3505 d is 3 sheets. The actual number of printable pages may vary to below half the reference value, depending on paper type, paper direction, input / output tray settings, initialization operations upon powering ON / OFF the device, tuning operations to maintain print quality, and other such usage environment conditions. *2: Published value based on JIS X6931 (ISO / IEC 19752) standards. The actual number of printable pages may vary significantly from the published value, depending on printing content, paper size, paper type, usage conditions, initialization operations upon powering ON / OFF the device, tuning operations to maintain print quality, and other such usage environment conditions.

Options

250 Sheet Feeder	E3100059
550 Sheet Feeder	E3100060
Face Up Tray	E3100061
Adobe PostScript Software kit (HEISEI)	E3100069
Adobe PostScript Software kit (MORISAWA)	E3100070
KR Additional Font Kit	E3100064
HDD Extension Kit	E3100068
Feature Enhance Kit	E3100066
Secondary Ethernet Kit	E3100080
Wireless LAN Kit	EC103438
External IC Card Reader B	EC103320
Mobile Touch Print & Scan Kit (External)	EC103516
Authentication Adapter with Touch Panel	Q9100018
IC Card Reader B for Authentication Adapter (1.2 M)	E9100167
Multi Language Font Kit	EC101145

For more information or detailed product specification, please call or visit us at

Fuji Xerox Australia Pty. Ltd.

8 Khartoum Road MACQUARIE PARK NSW 2113 Australia

Tel. +61 2 9856 5000

<https://www.fujixerox.com.au/>

