

DocuPrint M385 z DocuPrint P385 dw

Driving productivity to the next level



Plenty of power, user friendly yet secure, and loaded with handy features. The DocuPrint M385 z and DocuPrint P385 dw machines are a tough, compact, and practical solution for busy offices.

Personal or workgroup users, these economical models deliver convenience, connectivity and capacity from one single machine.

Powerful

Small size, big on power

- Two models to choose from: basic single function printer or more feature-packed sophisticated all-in-one.
 - Great functions & performance improve work flow & productivity within an office.
 - High speed (50 pages per minute) printing helps get the job done fast.
 - **Additional paper tray option** helps improve productivity for users with high print volume by reducing routine of replenishing paper.
 - Large capacity toner units cut down on toner changes.
 - Automatic Document Feeder* enables speedy single-pass two-sided scanning*.
- * Available on DocuPrint M385 z.
Note: When using Fuji Xerox Print Utility, two-sided scanning is not available.
- Users can select different paper qualities and thicknesses according to their needs.

Easy to use

Simple but effective

- Compact, sensible and stylish design.
 - Select a machine size & functions just right for your budget & needs.
 - A range of user-friendly free-of-charge applications* available to enhance productivity and connectivity and make it easy to print from your mobile phone.
- * Fuji Xerox Print Utility, Mopria Print Service.
- Operated by a user-friendly, intuitive colour touch panel*. Stylish, easy-to-use modern design.
- * Available on DocuPrint M385 z.
- **Great connectivity:** you select an access method that works for you. Simultaneous connection with Ethernet and Wi-Fi Direct enables you to connect with the machine from a fixed location (such as a desk), or on the run.
 - Bypass Tray enables use of a range of thick paper stock to suit your individual printing needs.

Reliable


Tasks done securely

- Dependable & secure.
- **Secure Print function** enables you, and only you to print and access your own output on-demand.
- The Secure Function Lock feature means that you can control who accesses & uses the various functions of the machine to copy, scan or fax. Page limits can be set to help you manage costs.
- Responds to your high-volume printing needs with high durability. (Monthly Maximum Duty Cycle: 100000 pages)
- 1200 x 1200 dpi high resolution quality printing.
- Economical & effective: Delivers quality, power & reliability that is easy on the wallet. Low-profile device, but high quality output.

DocuPrint P385 dw

- A4 printer
- Print up to 50 ppm
- 1-line Liquid Crystal Display (LCD)
- USB, Ethernet, Wi-Fi connectivity
- Print only


Print



DocuPrint M385 z


- A4 all-in-one printer
- Print up to 50 ppm
- Colour touch panel
- USB, Ethernet, Wi-Fi connectivity
- Automatic Document Feeder: 70 sheets
- Print, copy, fax, and scan

Print Copy Fax Scan





Two-way (front & back) printing output



- Simply select the output point (front or back output tray) that matches the type of paper to be used.
- The machine adopts a straight paper path, which realizes face-up print output. No more curling when using thick paper. Nice and flat.

Easy to use interface

- The machine features an intuitive colour touch panel* that allows you to swipe through the menu with ease.
- * Available on DocuPrint M385 z.
- To start the operation, simply touch the colour touch panel*. When you finish the operation, the display on the panel automatically turns off. Easy to use and energy saving.
- * Available on DocuPrint M385 z.
- You do not need to enter the same settings repeatedly. Save your favorite settings as Shortcuts*, which saves time and boosts the productivity.
- * Available on DocuPrint M385 z.



Note: The above image shows the user interface on DocuPrint M385 z when the colour touch panel and other operation parts are all displayed.

Packed with smart features



Easy Front Access: Access print output and change-out consumables (such as toner and paper) quickly, simply and cleanly from the front of the machine.

- 1 Automatic Document Feeder***: Quickly scan, copy and fax one or two-sided, and multiple-page documents. Also scanner glass is convenient to scan thick documents such as books.
- * Available on DocuPrint M385 z. The left image shows DocuPrint M385 z.
- 2 USB Port***: Use your own USB drive to save scans or print directly from the USB.
- * Available on DocuPrint M385 z.
- 3 Bypass Tray (50 sheets)**: Capable of handling various different types & sizes of paper, envelopes, labels, and post cards.
- 4 Standard Tray (520 sheets)**: This tray is for standard users. Various types & sizes of paper can be used.
- 5 520 Sheet Feeder*¹**: Even if users want to print high-volume documents, the machine can respond to the needs with a maximum paper feeding capacity 1610 sheets*².

*1 Optional. 250 Sheet Feeder and 520 Sheet Feeder are available. 250 Sheet Feeder: On DocuPrint M385 z, up to two feeders can be added. On DocuPrint P385 dw, up to three feeders can be added. 520 Sheet Feeder: Up to two feeders can be added on DocuPrint M385 z and DocuPrint P385 dw.

*2 When two 520 Sheet Feeders are added.

Note: Paper feeding capacity is based on 80 gsm paper.

DocuPrint M385 z and DocuPrint P385 dw, Functions & Specifications

For the printing function of DocuPrint M385 z, please refer to "Print Function" of DocuPrint P385 dw below.

Basic Specifications / Copy Function

Item	DocuPrint M385 z	
Type	Desktop	
Memory capacity	1 GB (Max: 1 GB)	
Storage Device Capacity	—	
Scan Resolution	1200 x 1200 dpi (from Scanner Glass), 600 x 600 dpi (from Automatic Document Feeder)	
Printing Resolution	1200 x 600 dpi (from Scanner Glass), 600 x 600 dpi (from Automatic Document Feeder)	
Warm-up Time	27 seconds or less if the main power is on (23 degrees Celsius room temperature)	
Recovery Time (Recovery Time from Sleep Mode)	5 seconds or less (23 degrees Celsius room temperature)	
Original Size	Maximum of A4, Letter, Legal for both Sheet and Book	
Paper Size	Max	A4, Letter, Legal
	Min	A6, Monarch (98.4 x 190.5 mm) (when using Bypass Tray)
	Image loss width ^{*1}	Lead edge 3.0 mm, Trail edge 3.0 mm, Right/Left edge 2.1 mm
Paper Weight ²	Paper Tray	60 to 120 gsm
	Bypass Tray	60 to 200 gsm
First Copy Output Time	9.2 seconds (A4, Ready Mode)	
Continuous Copy Speed ³	A4 / JIS B5	50 ppm
	A5 LEF	60 ppm
Paper Tray Capacity ⁴	Standard	Standard Tray: 520 sheets Bypass Tray: 50 sheets
	Optional	250 Sheet Feeder: 250 sheets 520 Sheet Feeder: 520 sheets
	Max	1610 sheets [Standard + 520 Sheet Feeder x 2]
Output Tray Capacity ⁴	150 sheets (face down), 10 sheets (face up ⁵)	
Power Supply	AC220-240 V +/- 10 %, 5.6 A, 50/60 Hz common	
Maximum Power Consumption	1344 W Sleep Mode: 1.1 W Ready Mode: 34 W	
Dimensions ⁶	W 495 x D 427 x H 518 mm	
Weight ⁷	17.3 kg	

*1: When using A4 size. *2: It is recommended to use Fuji Xerox recommended paper. Correct print output may not be possible depending on the requirement. *3: The speed may be reduced due to the image quality adjustment. *4: 80 gsm paper. *5: Face up with rear cover open. *6: 520 Sheet Feeder (height): 152 mm, 250 Sheet Feeder (height): 122 mm. (Up to 2-trays can be installed.) *7: Excluding Toner Cartridge. 520 Sheet Feeder: 4 kg, 250 Sheet Feeder: 3 kg.

Scan Function

Item	DocuPrint M385 z
Type	Colour Scanner
Scan Resolution	1200 x 1200 dpi (from Scanner Glass), 600 x 600 dpi (from Automatic Document Feeder)
Scan Speed	Same as the Scan Speed for the Automatic Document Feeder
Interface	Standard Ethernet 1000BASE-T / 100BASE-TX / 10BASE-T, USB2.0, Wireless LAN

Fax Function

Item	DocuPrint M385 z
Original Size	A4, Letter, Legal
Recording Paper Size	A4
Transmission Time	2 seconds and more but fewer than 3 seconds ¹
Transmission Mode	ITU-T G3
Applicable Lines	Telephone subscriber line, PBX, Fax Communication (PSTN), Maximum 1 port ² (G3-1 port)

*1: When A4 size document with approximately 700 characters is transmitted in standard image-quality (8 x 3.85 lines/mm) and in high-speed mode (28.8 kbps or faster, JBI/G). Only indicates the time for transmitting the image information and does not include the communication control time. The total communication time will vary depending on the contents of the document, the type of machine receiving the fax, and line condition. *2: No. of FAX lines is up to 1 port. Port refers to number of channels for FAX.

Automatic Document Feeder

Item	DocuPrint M385 z
Original Size / Paper Weight	Max: A4, Letter, Legal; Min: A5 ¹ 64 to 90 gsm (In Duplex: 64 to 90 gsm)
Capacity ²	70 sheets
Scan Speed ³	Scan B/W: 28 ppm, Colour: 20 ppm (1 pass, 2 sided scanning; B/W: 56 ppm, Colour: 34 ppm)

*1: The minimum custom size is 146 x 150 mm. *2: 80 gsm paper. *3: The scanning speed varies depending on the documents.

Apple, iPhone, AirPrint, iPad, iPad Air, iPad Pro, iPod touch, and Mac are trademarks of Apple Inc., registered in the U.S. and other countries. All product names and company names mentioned in this brochure are trademarks or registered trademarks of their respective companies. The product specifications, appearance and other details in this brochure are subject to change without notice for improvements. The available model varies depending on the country/region. Please ask the sales representatives for details.

Reproduction Prohibitions Please note that reproduction of the following is prohibited by law : Domestic and foreign currencies, government-issued securities, and national bonds and local bond certificates. Unused postage stamps, post cards, etc. Certificate stamps stipulated by law. Reproducing works forming the subject matter of copyright (literary works, musical works, paintings, engravings, maps, cinematographic works, drawings, photographic works, etc.) is not permitted unless the reproduction is for the purpose of personal use, family use or other similar uses within a limited circle.

Print Function

Items	DocuPrint P385 dw	
Printing Method	Laser Xerography	
Warm-up Time	25 seconds or less if the main power is on (23 degrees Celsius room temperature) 5 seconds or less from Sleep Mode.	
Continuous Print Speed	Simplex	50 ppm (A4)
	Duplex	24 ppm (A4)
First Print Output Time	7.5 seconds (A4)	
Printing Resolution	1200 x 1200 dpi	
Paper Size	Standard Tray	A4, Letter, Legal, JIS B5, A5, A5 LEF, A6, Executive (184 x 267 mm), Folio (216 x 330 mm) Width: 69.8 to 216 mm, Length: 127 to 355.6 mm Envelope: COM-10, DL, C5, Monarch
	Bypass Tray	A4, Letter, Legal, JIS B5, A5, A6, Executive (184 x 267 mm), Folio (216 x 330 mm)
	Optional Tray	2 sided printing A4, Letter, Legal, Folio (216 x 330 mm)
Paper Weight	Standard Tray	60 to 120 gsm
	Bypass Tray	60 to 200 gsm
	Optional Tray	250 Sheet Feeder: 60 to 120 gsm 520 Sheet Feeder: 60 to 120 gsm 2 sided printing 60 to 105 gsm
Paper Tray Capacity ¹	Standard	Standard Tray: 520 sheets Bypass Tray: 50 sheets
	Optional	250 Sheet Feeder: 250 sheets 520 Sheet Feeder: 520 sheets
	Max	1610 sheets [Standard + 520 Sheet Feeder x 2]
Output Tray Capacity ¹	Standard 150 sheets (face down), 1 sheet (face up ²)	
CPU	Cortex-A9 800 MHz	
Memory Capacity	1 GB (Max: 1 GB)	
Storage Device Capacity	—	
Page Description Language	Standard PCL6, PS3 emulation, PDF version 1.7, XPS (XML Paper Specification) version 1.0	
Supported Operating System ³	Standard	Windows 10 (32 bit / 64 bit) Windows 8.1 (32 bit / 64 bit) Windows Server 2019 (64 bit) Windows Server 2016 (64 bit) Windows Server 2012 R2 (64 bit) Windows Server 2012 (64 bit) macOS 10.15 / 10.14 / 10.13
	Interface	Standard Ethernet 1000BASE-T / 100BASE-TX / 10BASE-T, USB2.0, Wireless LAN
Network Protocol	TCP/IP (IPv4 / IPv6, lpd, Port9100, IPP/IPPS)	
Power Supply	AC220-240 V +/- 10 %, 5.6 A, 50/60 Hz common	
Operating Noise ^{4,5}	In Operation	7.02 B, 54.0 dB (A)
	Max	1344 W
Maximum Power Consumption	Sleep Mode	1.0 W
	Average	Ready Mode: 32 W In Operation: 770 W
Dimensions ⁶	W 373 x D 388 x H 287 mm	
Weight ⁷	10.7 kg (Including consumables and drum) 9.5 kg (Excluding consumables and drum)	

*1: 80 gsm paper. *2: Face up with rear cover open. *3: Please refer to our official website for the latest supported OS. *4: Measured in accordance to ISO7779. Unit B: Sound Power Level LWAd, Unit dB: Radiated Sound Pressure Level LpAm (bystander position). *5: Main unit only. *6: 520 Sheet Feeder (height): 152 mm, 250 Sheet Feeder (height): 122 mm. (Up to 2-trays can be installed.) *7: 520 Sheet Feeder: 4 kg, 250 Sheet Feeder: 3 kg.

Options

Product Name	Product Code
250 Sheet Feeder	EL300934
520 Sheet Feeder	EL300935

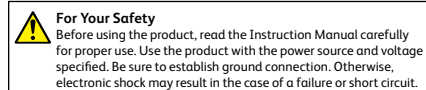
Consumables/Supplies

Product Name	Product Code	Product Life
Toner Cartridge Standard Capacity	CT203108	Up to 4,000 pages ¹
Toner Cartridge High Capacity	CT203109	Up to 12,000 pages ¹
Drum Cartridge	CT351174	Up to 50,000 pages ²

*1: Approximate toner cartridge yield in accordance with ISO/IEC 19752 (letter/A4). *2: Approximately 30,000 pages based on 1 page per job and 50,000 pages based on 3 pages per job [letter/A4 simplex pages]. The number of pages may be affected due to a variety of factors including but not limited to media type and media size.

Notes

- To comply with paper weight specifications, it is recommended to use Fuji Xerox recommended paper. Document may not be printed correctly depending on usage conditions.
- Functional spare parts will be available for at least 7 years after the product is no longer manufactured.



For more information or detailed product specification, please call or visit us at

Fuji Xerox Australia Pty. Ltd.

8 Khartoum Road MACQUARIE PARK NSW 2113 Australia
Tel. +61 2 9856 5000

<https://www.fujixerox.com.au/>

